

# BLSi


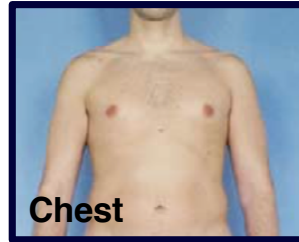
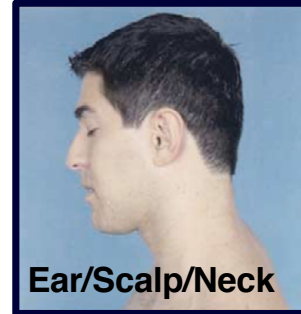
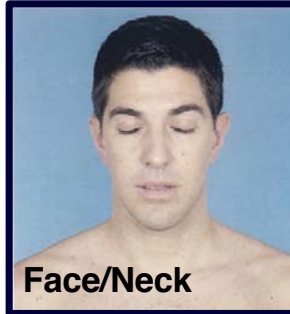
Better Lesional Site Identification

## Positions to Maximize Landmarks

 **MARK**  
Lesion

 **MAGNIFY**  
Close-up photo

 **MAP**  
1+ anatomic landmark



Halpern, Allan C., et al. "Standardized positioning of patients (poses) for whole body cutaneous photography." *Journal of the American Academy of Dermatology* 49.4 (2003): 593-598.

Help us improve!  
Point your camera here:



This work is licensed under a Creative Commons Attribution license. Please give credit to UCSF Dermatology Quality Improvement with a link to <https://ucsftelederm.org>

**UCSF** Department of  
Dermatology